



Sample Kit

InsuGate SMT Gate-drive Transformer

UI 7 Series – B78541A*



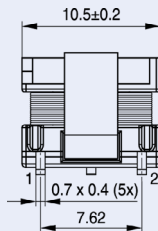
www.tdk-electronics.tdk.com

InsuGate UI 7 – SMT gate-drive transformer

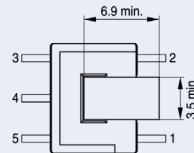
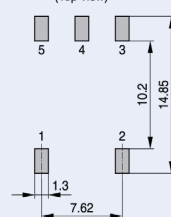
Turns ratio	Np : Ns	1 : 1.08	1 : 1.07 : 0.6	1 : 0.91	1 : 0.91 : 0.36	1 : 0.81 : 0.45
L_{leak}	μH	0.6	0.7	0.7	0.7	0.7
R_{DC, N1}	mΩ	250	250	420	420	420
R_{DC, N1a}	mΩ	250	350	350	350	320
R_{DC, N2b}	mΩ	-	240	-	240	300
V_{PD_EXT} (V_{peak})		>840	>840	>1200	>1200	>200
V_{OP_BASIC} (V_{DC})		>700	>700	>1000	>1000	>1000
Height h_{max}	mm	9.7	9.7	9.7	9.7	9.7
Approx. weight	g	2	2	2	2	2
Typical application		IGBT	SiC		SiC, IGBT	IGBT
Ordering code	B78541A*	2467A003	2492A003	2528A003	2525A003	2526A003

Technical data

- Ferrite core MnZn
- SMD gullwing pins
- (N1,core) / N2 creepage ≥ 9 mm, clearance ≥ 8.14 mm
- Insulated wire acc. IEC 61558-1 annex K, temperature class F (155 °C)
- Operating temperature: -40 ... +150 °C
- RoHS compatible, qualified to AEC-Q200
- Tape & reel 330 mm



Recommended PCB layout
(Top view)




IND2197-C-E

Content: 2 pcs. per ordering code


B78541A2467A003




B78541A2492A003








B78541A2528A003



B78541A2525A003



B78541A2526A003



Important information: It is incumbent on the customer to check and decide whether a product is suitable for use in a particular application. Our products are described in detail in our data sheets. Our *Important notes* and the product-specific *Cautions and warnings* must be observed. All relevant information is available through our sales offices.