



Sample Kit

Ring Core Chokes for Power Lines

Series B82723



www.tdk-electronics.tdk.com



Ring Core Chokes for Power Lines – Series B82723

I_R	A	1	1	1.4	2	4	6
L_R	mH	27	39	27	5.6	2.7	1
$L_{\text{stray, typ}}$	μH	440	430	270	70	30	12
R_{typ}	$\text{m}\Omega$	750	750	440	160	60	22
T_R	$^{\circ}\text{C}$	60	40	40	60	60	70
UL*/VDE		Yes	Yes	Yes	Yes	Yes	Yes
Ordering code	B82723	A/J2102N001	A/J2102N002	A/J2142N020	A/J2202N001	A/J2402N001	A/J2602N001

* UL approval with 300 V AC

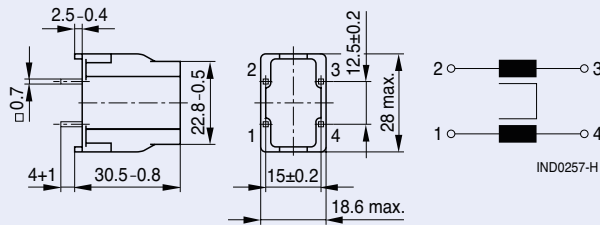
Features

- Rated current: I_R at 50 Hz and T_R
- Rated voltage: 250 V AC (50/60 Hz)
- Higher inductance or intermediate values possible upon request
- Approx. 1% stray inductance for symmetrical interference suppression
- Higher rated current I_R available with series B82724 ... B82726

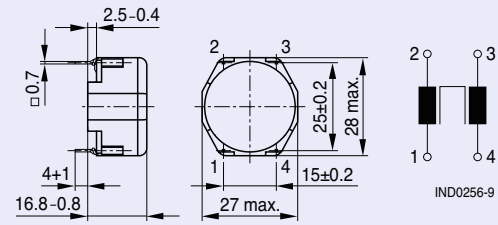


Dimensional drawings and pin configurations

Vertical version (B82723J)

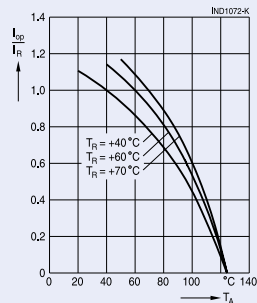


Horizontal version (B82723A)

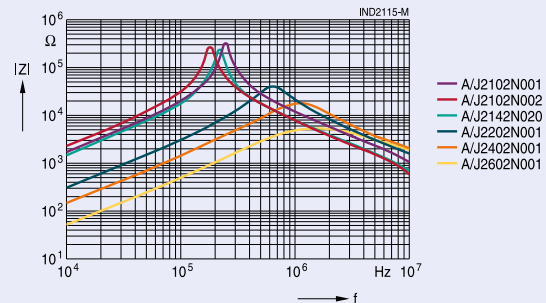


Tolerances to ISO 2768-C unless otherwise noted. Dimensions in mm.

Current derating I_{op}/I_R versus temperature T



Impedance |Z| versus frequency f



Important information: It is incumbent on the customer to check and decide whether a product is suitable for use in a particular application. Our products are described in detail in our data sheets. Our *Important notes* and the product-specific *Cautions and warnings* must be observed. All relevant information is available through our sales offices.